



प्रधान मंत्री  
आवास योजना-शहरी  
Pradhan Mantri Awas Yojana-Urban

*47<sup>th</sup> Meeting of the  
Central Sanctioning cum  
Monitoring  
Committee(CSMC)  
under  
Pradhan Mantri Awas  
Yojana - Housing For All*

*25<sup>th</sup> September, 2019*



**Urban Development & Housing Department  
Government of Madhya Pradesh**





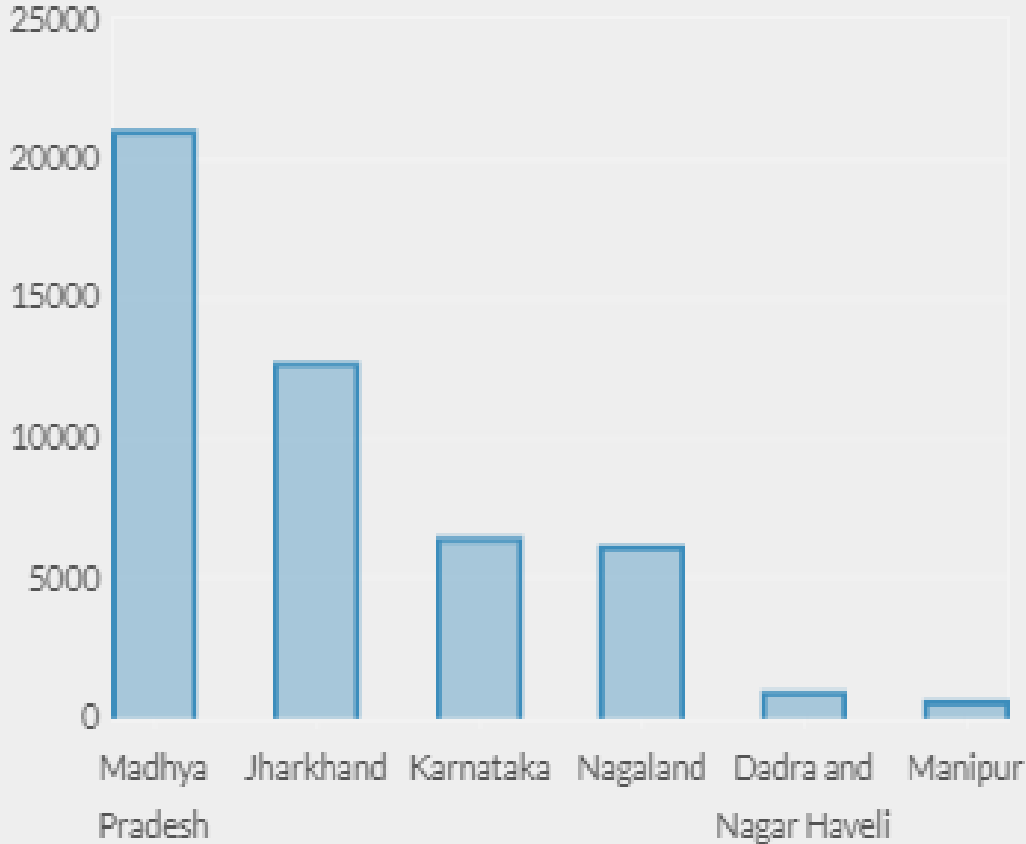
# Implementation of Angikaar Campaign in Madhya Pradesh



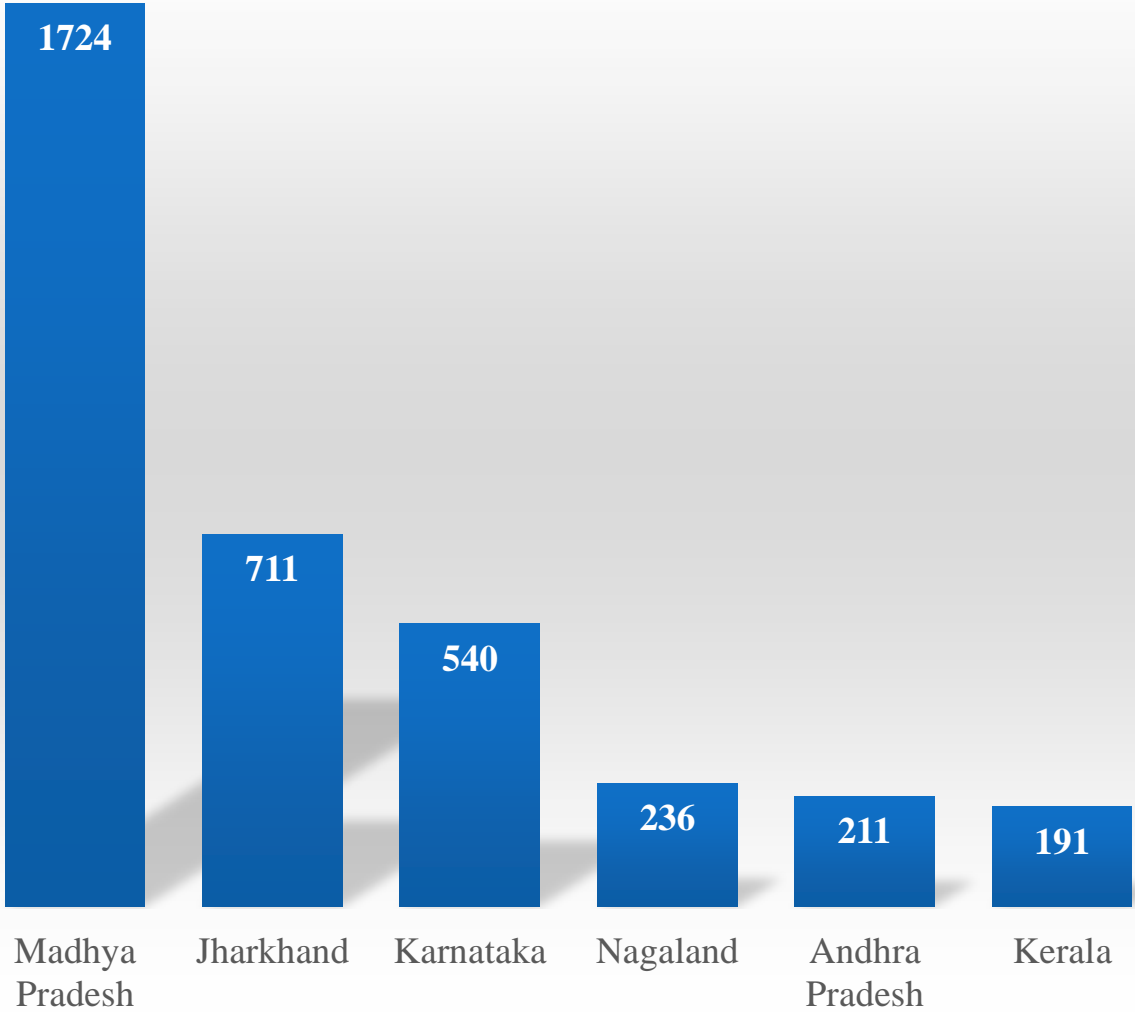
# Status in Angikaar Campaign

## Need Assessment Done

### Top State/UTs



## ARP Registered



# Workshop of Angikaar Campaign at State Level



**PRADHAN MANTRI AWAS  
YOJANA (URBAN)  
Housing For All - 2022**



**Directorate, Urban Adminis-  
tration and Development  
Madhya Pradesh**

**Division/City Level Training Program for ARPs**



**Bhopal Division (60 ULBs)**



**Gwalior Division (51 ULBs)**




**Indore Division (51 ULBs)**



**Jabalpur Division (54 ULBs)**



**Rewa Division (45 ULBs)**



**Sagar Division (51 ULBs)**




**Ujjain Division (66 ULBs)**



**angikaar**

A Campaign for Change Management



-MANAS-



# Workshop for Angikaar Campaign at City Level

Gwalior Division



Mungaoli, Ashoknagar



Ujjain Division



Sagar Division



Indore Division



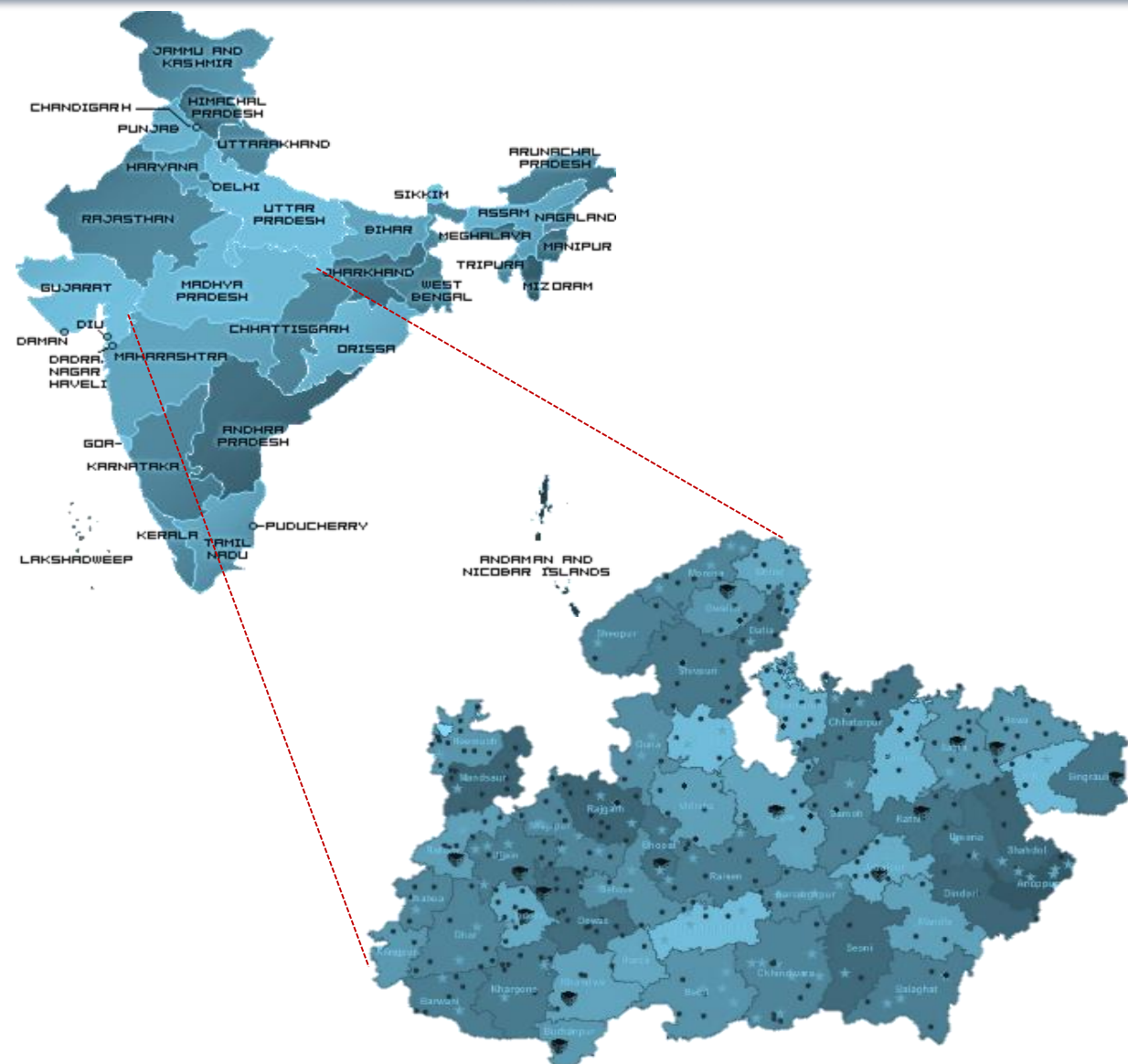
Bhopal Division





# Madhya Pradesh: Urban Profile

Total Population	7.25 Crore
Total Urban Population	2.01 Crore
Percentage of Urban Population	27.58 %
No. of Urban Local Bodies (ULBs)	378
Municipal Corporations	16
Municipal Councils	98
Nagar Parishads	264





# Housing For All – Funding Pattern

S. No.	Option	Central Government Initiative	State Government Share	Type of Beneficiary
1	"In-Situ" Slum Redevelopment (ISSR) with participation of private developers using land as a resource	Subsidy of amount of INR 1 lakh	<b>Free of Cost Land</b>	EWS
2	Affordable Housing through Credit Linked Subsidy Scheme (CLSS)	Interest Subsidy of upto 6.5/4/3 % on loan upto INR 6/9/12 lakhs for 20 years	-	EWS & LIG / MIG-1 / MIG-2
3	Affordable Housing in Partnership (AHP) with Public & Private sectors	Subsidy of amount of INR 1.5 lakh	<b>Subsidy of amount of INR 1.50 lakh for Slum Dwellers</b>	EWS
4	Subsidy for Beneficiary-Led Individual House Construction (BLC)	Subsidy of amount of INR 1.5 lakh	<b>Subsidy of amount of INR 1 lakh</b>	EWS

# Progress of PMAY(U)

Indicators	Current Status (No.)
▪ Cities Approved	378
▪ Demand Survey Completed	378
▪ Total Demand	11.52 Lakh
▪ Status of Survey Entry	10,17,773 survey data entered by ULBs
▪ Demand received through Common Service Centre and Online Application	4,49,832
▪ Cases accepted/rejected	1,79,739
▪ Whether HFAPoA Submitted	Yes, For all 378 Towns
▪ Whether AIP Submitted	Yes
▪ SLTC/CLTC staffs approved vs. placed	SLTC:10 vs 10 / CLTC: 454 vs 521
▪ Target of DUs in 2019-20	Sanctioning: 4.00 Lakh DUs Completion: 3.00 Lakh DUs
▪ State Budgetary Provision for PMAY (U) in 2019-20	As per provision of GoI matching budgetary provisions is ensured in state budget

# Interface with MIS

<b>Indicators</b>	<b>Current Status (No.)</b>
▪Projects approved:	1333
▪Projects entered (7A/B/C/D)	1333
▪DUs approved under BLC	5,27,554
▪Beneficiaries attached	4,57,800
▪Beneficiary Attachment Made (%)	86.77%
▪Geo-tagged Points	12,16,729 <i>(No. of Unique Houses Geo-Tagged: 3,66,529)</i>

# Details of Approved Projects

Vertical of the Scheme	No. of Cities/ Projects	No. of Dwelling Units				
		EWS	LIG	MIG-I	MIG-II	Total
Affordable Housing in Partnership (AHP)	47/76	1,41,954	48,708	18,150	88	2,08,900
Beneficiary Led Construction (BLC)	374/1253	5,27,554	-	-	-	5,27,554
In-Situ Slum Redevelopment (ISSR)	3/4	2,172	-	-	-	2,172
<b>Sub-Total Projects Approved by GoI:</b>	<b>378/1,333</b>	<b>6,71,680</b>	<b>48,708</b>	<b>18,150</b>	<b>88</b>	<b>7,38,626</b>
Credit Linked Subsidy Scheme (CLSS)	-	13,587	18,179	6,182	650	38,598
<b>Total:</b>	<b>378/1,333</b>	<b>6,85,267</b>	<b>66,887</b>	<b>24,332</b>	<b>738</b>	<b>7,77,224</b>

# Physical Progress of Approved Projects as per MPR

Verticals	Approved DUs	Not Started	In-Progress				Completed
			Foundation / Plinth	Lintel	Roof	Total	
AHP* <i>(Excluding 66,946 LIG/MIG DUs)</i>	1,41,954	93,062	13,264	3,957	15,566	32,787	16,105
BLC (N)	5,27,641	2,06,701	61,465	22,132	26,807	110,404	2,10,536
ISSR**	2,172	2,172	-	-	-	-	-
<b>Sub-Total Projects Approved by GoI:</b>	<b>671,767</b>	<b>3,01,935</b>	<b>74,729</b>	<b>26,089</b>	<b>42,373</b>	<b>143,191</b>	<b>2,26,641</b>
CLSS <i>(Including LIG/MIG DUs)</i>	37,969	-	-	-	-	-	37,969
<b>Total:</b>	<b>7,09,736</b>	<b>3,01,935</b>	<b>74,729</b>	<b>26,089</b>	<b>42,373</b>	<b>143,191</b>	<b>2,64,610</b>

\* Out of Not-Started DUs under AHP vertical, Work Order is issued to Contractor for 23,553 DUs.

\*\* In Indore, Tender issued 3 times, but no Private Partner has participated. Indore, Bhopal & Jabalpur all towns have shown interest in Converting these projects to AHP Vertical. Though, proposals yet to be submitted by ULBs.

# Photographs

## Affordable Housing in Partnership (AHP)



# Progress of Approved AHP Projects



Completed DUs in Chhindwara

# Progress of Approved AHP Projects



Completed DUs in Damoh



# Progress of Approved AHP Projects



AHP Project at Sagar

# Progress of Approved AHP Projects

AHP Project at Morena



LIG/MIG DUs of AHP Project at Damoh



AHP Project at Chhindwara



AHP Project at Morena

# Progress of Approved AHP Projects



AHP Project at Khargone

# Photographs

## Beneficiary Led Construction (BLC)



# Progress of Approved BLC Projects

Mandsaur



Khurai



Khurai



Khandwa



Jaora-Ratlam



Jaora-Ratlam



Khandwa

# Progress of Approved BLC Projects

Chhatarpur



Shahpur



Sendhwa

Shahpur



Shahdol



# Progress of Approved BLC Projects

Nasrullaganj



Narsingharh



Rampur-Baghelan



Pandhurna



Mandla



Mandla




Mandla



Mandsaur

# Progress of Approved BLC Projects



Burhanpur



Dewas



Ujjain



Datia




Kakarhati




# Progress of Approved BLC Projects

Shahpur



Sendhwa



Suwasra



Rewa



Sehore



Tikamgarh-AHP

# Progress of Approved BLC Projects

Gurh



Isagarh



Rehli




Harda



Datia



Hoshangabad



# Progress of Approved BLC Projects



Completed DUs in Alirajpur

# Progress of Approved BLC Projects




Completed BLC DUs in Sendhwa


# Progress of Approved BLC Projects



Multai



Narwar



Morena



Narsingharh



Morena

# Progress of Approved BLC Projects



Completed BLC DUs in Ujjain

# Progress of Approved BLC Projects

Mandsaur



Completed BLC DUs in Chhindwara

Hoshangabad

# Progress of Approved BLC Projects



BLC DUs in Barwani



# Progress of Approved BLC Projects

Mandsaur



Completed BLC DUs in Ujjain

# Agenda:

## Approval of Detailed Project Reports (DPRs) under BLC Vertical

*Rs. in Crore*

<b>SLAC Date</b>	<b>No of Towns / Projects</b>	<b>No. of EWS DUs</b>	<b>Project Cost</b>	<b>Central Share</b>	<b>State Share</b>	<b>ULB Share</b>	<b>EWS Beneficiary Share</b>
18 <sup>th</sup> September 2019	19	8314	319.965	124.710	83.140	-	112.115

# Project Proposal Brief

(Amount Rs. in Crore)

Verticals	ISSR	AHP	BLC (New)	BLC (E)	Remarks
■No. of Projects	-	-	19	-	-
■No. of DUs	-	-	8314	-	-
■Project Cost	-	-	319.965	-	-
■Central Share	-	-	124.710	-	-
■State Share	-	-	83.140	-	-
■ULB/ Implementing agency Share	-	-	-	-	-
■Beneficiary Share	-	-	112.115	-	-
■PPP / LIG / MIG / HIG / Commercial	-	-	-	-	-

(Amount Rs. in Lakh)

Verticals	Per Unit Cost	Central Share	State Share	ULB/ Implementing agency Share	Beneficiary Share	Completion Time
■BLC (N)	3.85	1.50	1.00	For Infrastructure	1.35	12/18 months from the date of work commencement

# City-Wise Details of DPR under Approval – BLC

*Rs. in Crore*

S. No.	Name of City	Total No. of Dus	Project Cost	Central Share	State Share	ULB Share	EWS Beneficiary Share	Per DU EWS Share (In Lakh)
1	Patharia	289	11.122	4.335	2.890	-	3.897	1.35
2	Hatpipalia	92	3.542	1.380	0.920	-	1.242	1.35
3	Sultanpur	288	11.084	4.320	2.880	-	3.884	1.35
4	Baihar	70	2.694	1.050	0.700	-	0.944	1.35
5	Shahgarh	434	16.702	6.510	4.340	-	5.852	1.35
6	Begamganj	326	12.546	4.890	3.260	-	4.396	1.35
7	Meghnagar	438	16.856	6.570	4.380	-	5.906	1.35
8	Harpalpur	201	7.735	3.015	2.010	-	2.710	1.35
9	Shamshabad	917	35.291	13.755	9.170	-	12.366	1.35
10	Sihora	330	12.700	4.950	3.300	-	4.450	1.35
11	Sagar	723	27.825	10.845	7.230	-	9.750	1.35
12	Kothri	250	9.621	3.750	2.500	-	3.371	1.35
13	Ghuwara	512	19.704	7.680	5.120	-	6.904	1.35
14	Tikamgarh	14	0.539	0.210	0.140	-	0.189	1.35
15	Silwani	750	28.864	11.25	7.5	-	10.114	1.35
16	Bijawar	102	3.925	1.53	1.02	-	1.375	1.35
17	Gwalior	736	28.325	11.04	7.36	-	9.925	1.35
18	Katni	1092	42.026	16.38	10.92	-	14.726	1.35
19	Ujjain	750	28.864	11.25	7.5	-	10.114	1.35
<b>Total:</b>		<b>8314</b>	<b>319.965</b>	<b>124.710</b>	<b>83.140</b>	<b>-</b>	<b>112.115</b>	<b>36</b>

**Thank You...**